

# HJC LAKERS

Believe, Encourage, Challenge.



**CODY  
CORNER**



## Dates to Remember

- October 11: Non-Instructional Day (No School)
- October 14: Thanksgiving (No School)
- October 17: In Person Parent Teacher Interviews 5pm
- October 23: Virtual Parent Teacher Interviews 5pm
- October 25: Professional Learning Day (No School)

Dear Lakers and Laker families,

Happy Thanksgiving, Laker families! As we celebrate this season of gratitude, I want to take a moment to express my appreciation for our wonderful school community. We are fortunate to have amazing students, supportive and engaged parents, and dedicated staff who go above and beyond to create enriching and meaningful learning experiences. Just a quick reminder: there will be no school for students tomorrow and Monday. Enjoy this special time with your loved ones.

Our breakfast program is available each morning for all students. We offer a variety of options, including toast, bagels, and other items to help kickstart their day. If you would like to donate to our breakfast program, please contact the office. Additionally, we're grateful for the generous donations from the Mustard Seed, which provides sandwiches, fresh veggies, fruit, and snacks for students to enjoy at lunch—completely free of charge.

Recently, our office has received inquiries about Connect, a scheduled class that takes place every Wednesday for 30 minutes. During Connect, students participate in activities designed to promote a positive school culture while also receiving essential information for career exploration and post-secondary planning. I kindly ask for your support in emphasizing to your child the importance of attending Connect. Your encouragement can make a significant difference in their engagement.

Our Career team has been actively assisting our grade 12 students with their early admission applications for post-secondary education. If your child would benefit from support with their application or post-secondary planning, please don't hesitate to reach out to Jas Payne at [jpayne@cesd73.ca](mailto:jpayne@cesd73.ca). Ms. Donaghy [tdonaghy@cesd73.ca](mailto:tdonaghy@cesd73.ca) or Mr. Saik [psaik@cesd73.ca](mailto:psaik@cesd73.ca). They are also here to support our grade 10 and 11 students with career exploration and planning. If you have any questions, please feel free to reach out to them.

Parent-Teacher Interview slots are filling up. Please sign up to connect with your child's teachers as soon as possible. PTIs are scheduled for October 17th and October 23rd from 5 to 8 PM.

October 17th will be in-person interviews in our gymnasium with October 23rd being phone interviews. Please sign up for your preferred format.

**PTI sign up link:** <https://www.schoolinterviews.com.au/code>

**Code: hn49e**

Happy Thanksgiving, Laker families! Thank you for all the ways you support your child and our school community. Your involvement makes a meaningful difference!

Kind regards,

Alex Lambert, Principal.

## Athletic Society

Athletic Society Annual General Meeting will take place Oct. 29th at 5 pm in the Learning Commons. Any parent looking to get involved in athletics is welcome to attend!

## Lakers Award

Strive to earn the Super Laker award by participating in a major sport both semesters while keeping your grade average at 80% or above—show your commitment to both athletics and academics!



## Creative Gems



Our Creative Gems have a limited-edition Halloween craft for sale!

Only 10 available at \$45 each. Don't miss out on this unique creation!

To purchase, please contact Holly Schultz at [hschultz@cesd73.ca](mailto:hschultz@cesd73.ca). Get yours before they're gone!

# Sponsorship Opportunity

If you're interested in sponsoring this year's 3A Girls Basketball Provincials, please click the link below to view the complete sponsorship package.



## HJ CODY HIGH SCHOOL


Sylvan Lake, Alberta | March 20-22, 2025

3A Girls Basketball Provincials - 2025  
*Sponsorship Opportunities Package*

---

**Tournament Chair Contact:**  
Christie Becker  
[christi3becker@gmail.com](mailto:christi3becker@gmail.com)  
403-304-2176

**Fundraising Chair Contact:**  
Kolt Bell  
[kbell@cesd73.ca](mailto:kbell@cesd73.ca)  
403-597-7818



HJCODYARTPHOTO  
Visual Arts, Photography & Design

[https://drive.google.com/file/d/1\\_9Jt\\_vdlaAXH8IK0huqiEGliUv\\_a5PPI/view](https://drive.google.com/file/d/1_9Jt_vdlaAXH8IK0huqiEGliUv_a5PPI/view)

## Coats for Kids

During the month of October, HJ Cody Interact Club will be accepting donations of winter clothes (boots, gloves, hats, scarves, ski pants and coats). These will be brought to Community Partners where people who need them can pick them up. They are also available at the school for a short time before going to Community Partners. However, we always have a bit of winter gear for students to grab as needed. Drop offs can be left at the Foods room or the office. Thanks in advance!



## Quebec Exchange



Any students interested in participating in an exchange to Quebec, please come see Ms. Wilson in Room 206 or click [here](#) for more information!



OCT 9TH

HJC Leadership 9 food drive  
49TH TO 44TH STREET

Between the hours of

10:20-11:20 am

NON-PERISHABLE GOODS

CAN EITHER LEAVE ITEMS ON THE PORCH IF YOU WILL  
NOT BE HOME OR WE CAN PICK IT UP DURING THOSE  
TIMES.



OCT 10TH

HJC Leadership 9 food drive


SYLVEN DRIVE AND PARKLAND DRIVE

Between the hours of

10:20-11:20 am

NON-PERISHABLE GOODS

CAN EITHER LEAVE ITEMS ON THE PORCH IF YOU  
WILL NOT BE HOME OR WE CAN PICK IT UP DURING  
THOSE TIMES.





*HJ Cody Christmas Market*

**HOSTED BY CREATIVE GEMS**

**Join us for an exciting opportunity!  
Fox Run students are invited to team up with  
HJ Cody to  
showcase and sell their homemade goods  
at the  
HJ Cody Christmas Market  
on**


**November 23, 2024 from 12-4 pm**

**To secure your spot, RSVP to Holly Schultz  
at**

**[hschultz@cesd73.ca](mailto:hschultz@cesd73.ca)**

**by**

**November 2, 2024**



**Details:**  
10-12 \*Set up (Gym)  
12 -4 \*Market Sales  
4--6 \*Clean Up



### **Chinook's Edge adopts new safety program**

While schools are considered to be one of the safest places in our communities, in reality emergencies can occur anywhere, at any time. Chinook's Edge takes seriously the responsibility to maintain readiness to respond to emergencies, and prioritize student and staff safety in our buildings.

Starting in September 2024, Chinook's Edge has adopted the use of Hour-Zero, which is a school emergency program, used by agencies throughout North America.

While we have always had safety plans in place, through Hour-Zero we have access to the same language used by emergency responders in our community. Also, Hour-Zero's ongoing staff training and support are valuable tools for us.

Each school has an on-site emergency response team, which is supported by the division emergency response team. Staff is trained on emergency protocols with drills being practiced at each school to ensure students and staff are prepared to act quickly and to minimize confusion and fear in a real emergency.

We invite you to take a moment to review [this guide](#) for parents / guardians, which outlines protocols and language we will use in emergency situations, as well as how we will communicate with you. Also, on the Chinook's Edge website [here](#), there is a video summary of what you can expect.

If you have any questions, please reach out to your school's principal or vice-principal.



# SCHOOL EMERGENCY PROGRAM

## A guide for parents

Schools are one of the safest places to be in any community. In the case of an emergency, our first priority is the safety of our students and staff.

Chinook's Edge is using Hour-Zero, which is a school emergency program, used by agencies throughout North America.

A school emergency could require the involvement of numerous agencies. Chinook's Edge School Division's plan does not replace the authority of law enforcement, fire or EMS. Our staff members work in full co-operation with these agencies.

Each year, and after an emergency, we review school and division plans.

Along with the on-site emergency response team at each school, there is also a division-based emergency response team that provides support and aid to schools at the time it is needed.

Staff are trained on protocols, and drills that they practice at schools. Drills prepare students and staff to act quickly, and they help minimize confusion and fear during a real emergency.

This guide defines the protocols in hopes of answering parent questions. I hope you find this guide helpful and informative.

Sincerely,

Kurt Sacher  
Superintendent of Chinook's Edge School Division



### KEEPING SAFE AT SCHOOL

When a school is faced with an emergency, the Incident Commander (usually the principal) will assess the situation and implement the appropriate emergency protocol. The emergency protocols are listed below.

#### LOCK-DOWN



Lock-Down is used when there is a threat or potential threat of violence to students and/or staff **INSIDE** the school. During a Lock-Down, all doors within the school are locked. Students and staff must respond very quickly to a Lock-Down command to get to a safe location before doors are locked. No one is permitted in or out of any area once it has been locked. Only law enforcement is permitted access to the building during a Lock-Down. No one is allowed in or out of a locked room, under any circumstance, until the Incident Commander issues the "All-Clear". Doors will be unlocked by the Incident Commander and/or police.

#### HOLD AND SECURE



Hold and Secure is used when there is a threat or potential threat of violence to students and/or staff **OUTSIDE** the school. During a Hold and Secure, all entrance doors to the school are locked, with no one permitted in or out of the building. Movement is permitted inside the school, and inside activities can continue. No one, other than law enforcement, is permitted access to the building until the Hold and Secure has been cleared.

#### SHELTER-IN-PLACE



Shelter-in-Place is used when there is **NO THREAT OF VIOLENCE** but directing and controlling movement inside the school is prudent. A Shelter-in-Place may be called for any of the following reasons: an environmental emergency, severe weather, student, or staff requiring first aid/medical/focused attention. During a Shelter-in-Place, students and staff retreat to classrooms/safe zones to seek shelter or simply clear the hallways, allowing for both privacy of a student requiring attention and unrestricted access for emergency responders. This protocol may or may not include having students or staff who are outdoors come back into the school. Doors are not locked during this protocol. Students will not be released or dismissed until the situation has been resolved.

#### EVACUATION



Evacuation is used when there is possible danger **INSIDE** the school, (no threat of violence) and it is safer to be outside the school than inside eg: fire, gas leak. This may mean only going outside and away from the building until it is safe to re-enter the school; in other cases, students and staff may need to go to an evacuation center. Parents will be informed of the alternative location through the school's Crisis Notification Network.

#### DISMISSAL

If necessary, a Controlled Student Release Procedure will be used to release students to an authorized emergency contact.



## WHEN AN EMERGENCY OCCURS

Although your natural instincts in an emergency may be to go to the school to safeguard your child, please understand that doing so could impede the response to the situation. Going to the school may interfere with emergency crew's and school personnel's efforts to deal with the emergency. Extra vehicles and people at the site make the task more difficult. Please do not go to the school to pick up your child unless requested to do so.

**If you arrive at the school in the midst of an emergency**, please respect the protocol in progress.

Please do not call the school and do not call your child's cell phone during an emergency.

- Phone systems need to remain available for handling the actual emergency.
- Calling your child's cell phone during an emergency may be putting them at higher risk by disclosing their location or drawing attention to them during a lock-down.

## KEEPING INFORMED DURING AN EMERGENCY

Chinook's Edge School Division will inform parents about what is happening through:

- School Messenger
- The Chinook's Edge website [www.cesd73.ca](http://www.cesd73.ca)

We may add information to social media.

In order to receive School Messenger notifications, please ensure your contact information is up-to-date.

Should you have any questions or concerns, please contact your child's school.

## CONTROLLED STUDENT RELEASE PROCEDURE

We recognize that when an emergency occurs parents will be worried and want to be reunited with their child as quickly as possible. It is our intention to make this happen. However, to ensure every child's safety and the safety of staff, specific procedures have been established for releasing students.

Parents are asked to adhere to the parent-child reunification procedures listed below. Staff will work hard to ensure these procedures take place without delay. However, please understand the process will still take some time; we ask for your patience when you arrive at the parent-child reunion area.

**1. A parent-child reunion area will be established.** When appropriate, parents will be notified of the Reunion Area's location. The location may not be at the school-the location will depend on the specifics of the emergency.

**2. Students will only be released to an individual designated as the legal guardian or emergency contact** on the student's Emergency Form, which is completed at time of school registration. Please be sure to keep this information current with your school, as the school will only release a child to someone listed as an authorized Emergency Contact - there will be no exceptions.

**3. Valid identification is required to pick up your child.** This is required to protect your child from any unauthorized individuals attempting to pick up students. Even if school personnel know you, you must still present I.D. as the school may be receiving assistance from other schools or outside agencies.

**4. You will be required to sign for the release of your child.** This is extremely important, as it ensures your child, along with other students, is accounted for at all times. Please do not just take your child from the school or evacuation center without signing for his/her release.

**5. Once you have been reunited with your child, please leave the area immediately.** This is for your own safety and that of your child.

**6. If you are unable to pick up your child, he/she will be kept at the parent-child reunion area** until alternate arrangements can be made. Your child will be supervised at all times.